













09 11 02 287



| | | |
|---|----------------------------------|-----------------|
|  | Chrom | 09 11 02 287-00 |
|  | Platin gebürstet | 09 11 02 287-06 |
|  | Platin | 09 11 02 287-08 |
|  | Dark Brass matt | 09 11 02 287-16 |
|  | Dark Bronze matt | 09 11 02 287-17 |
|  | Dark Chrome | 09 11 02 287-19 |
|  | Light Gold gebürstet | 09 11 02 287-27 |
|  | Messing gebürstet (23kt Gold) | 09 11 02 287-28 |
|  | Schwarz matt | 09 11 02 287-33 |
|  | Cyprum | 09 11 02 287-49 |
|  | Chrom gebürstet | 09 11 02 287-93 |
|  | Dark Platin gebürstet | 09 11 02 287-99 |



Haube Ø 45 x 47,5 mm - Chrom

ERSATZTEILE

09 11 02 287



Haube Ø 45 x 47,5 mm - Chrom

ERSATZTEILE

09 11 02 287